

Perseus

ENDOTHELIAL MICROSCOPE



Perseus

ENDOTHELIAL MICROSCOPE

Endothelial microscopy is essential in the diagnosis of many corneal dystrophies, degenerative diseases and in the pre and post operative assessment of cataract surgery and corneal transplants. Perseus is a fully automated non-contact instrument, providing analysis of the corneal endothelium: the device quickly produces high-definition, quality, well-contrasted images.

Cell density, Pleomorphism and Poimegatism values, as well as pachymetric data are calculated automatically. If it is necessary to make evaluations on the peripheral areas of the cornea, Perseus is equipped with a set of fixation targets allowing these measurements to be taken.



APPLICATION SOFTWARE

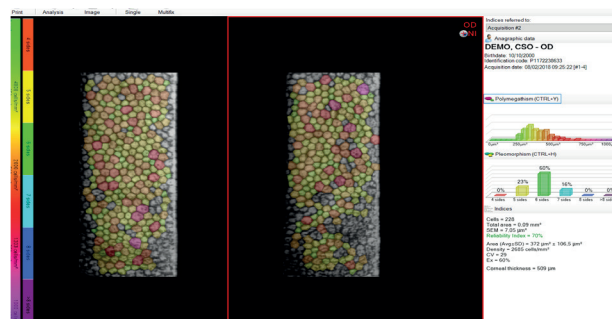
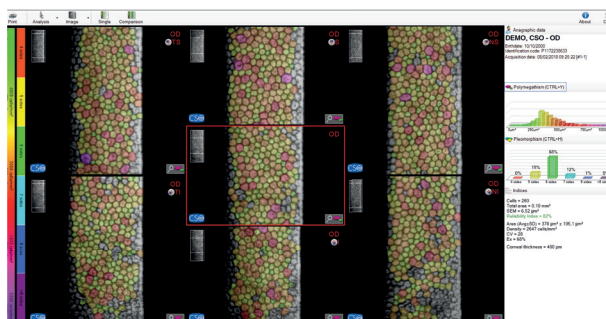
Perseus can be connected to the Phoenix patient management software platform, allowing patient data to be saved for future review and analysis.


MOSAIC

Multiple images can be viewed on one screen. 1 central and 6 peripheral.

COMPARISON FUNCTION

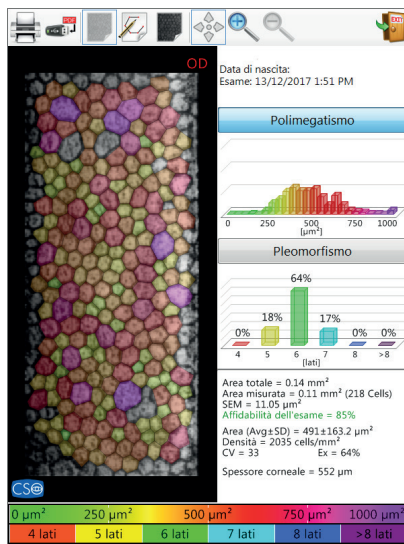
This allows the comparison of patient images so that disease progression can be monitored.





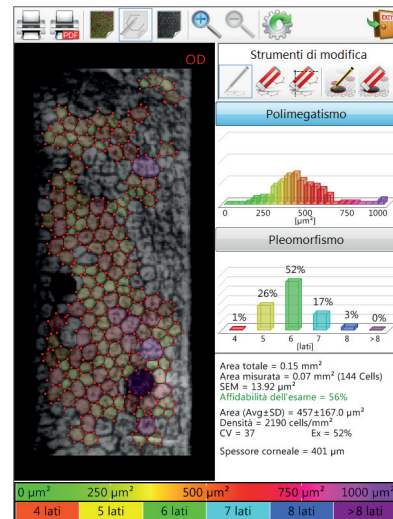
NON-INVASIVE EXAMINATION OF THE ENDOTHELIAL LAYER

The measurement displays a colour coded map of the endothelial layer along with a set of indices based on the shape and size of the cells.



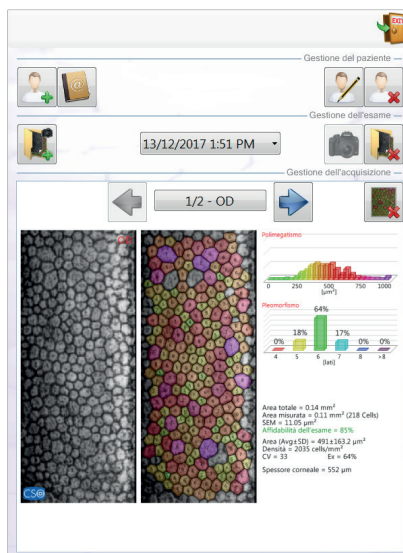
MANUAL EDITING

Manual editing of the data is possible. A single acquisition will automatically measure and count up to 400 cells.



QUICK ACQUISITION OF IMAGES

The digital CCD camera enables Perseus to automatically track and focus the patient's eye, taking high quality images. Simply touch the LCD screen and Perseus will do the rest.



Perseus

ENDOTHELIAL MICROSCOPE

TECHNICAL DATA

Acquisition	Non-Contact, Fully automated
Photographic Field	0.54 mm x 0.27mm
CCD	camera
Focus lighting	LED
Magnification factor	180X
Pachymetry measurement	from 400µmm to 750µmm step 10µmm increments
Fixation target	internal LED
Monitor	Touch screen 10.4"
Dimensions (HxWxD)	437 x 328 x 448mm
Weight	15 kg
Power supply	90-240V, 50-60Hz, 100VA

The specifications and the images are not contractually binding and can be modified without notice. Windows® is a Microsoft Corporation trade mark.



CO128 | Rev. 02 del 15/03/2019

YOUR PROFESSIONAL PARTNER SINCE 1967



Via degli Stagnacci 12/E
50018 - Scandicci - FI - Italy
tel +39 055 72219 | fax +39 055 7215557
email. cso@csoitalia.it | web. www.csoitalia.it

