



# Glide

## **Precision and Total Control for Latest Generation Photorejuvenation**

The Newest CO<sub>2</sub> Laser for Photorejuvenation

GLIDE stands out for Aesthetic Medicine



**DEKA**  
Innate Ability

# GLIDE

EVOLVING EXCELLENCE



SKIN  
PHOTOREJUVENATION

ACNE SCARS

FACIAL WRINKLES  
REDUCTION

PERIOCCULAR  
LIFTING

DEEP SCARS

DERMATOLOGICAL  
SURGERY

# Key Principles

**GLIDE** is the new CO<sub>2</sub> laser by DEKA, which, thanks to its 30 - years of experience, has introduced a new system and a series of more ergonomic and highly performing accessories.

The new **GLIDE** system adapts well to the treatment of many areas, even the most delicate, like the neck, the décolletage, and the area around the eyes.

## Why Choosing **GLIDE**:



# Glide

THE SCIENCE BEHIND

## Maximum Efficacy, Precision and Total Control

### PSD Technology

The PSD (Pulse Shape Design) technology makes it possible to choose among various impulse modalities to be able to manage selectively the vaporization depth and the thermal effect: S-Pulse, D-Pulse. H-Pulse, U-Pulse, CW. By varying the impulse modality on the on the area concerned you obtain different ablation and stimulation effects to meet the various clinical needs.



SmartPulse (SP)




DEKAPulse (DP)



HighPulse (HP)

### SmartStack

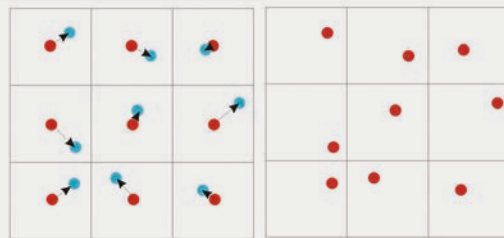
For real and precise vaporization depth control you can select from 5 SmartStack levels. As the SmartStack level increases a progressive increase of the shrinkage effect is obtained, making the treatment more effective and safe, thus reducing patient recovery time.



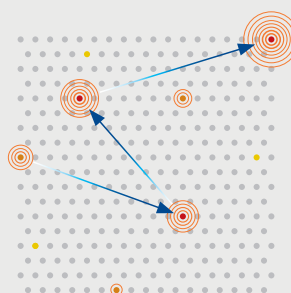
## Smart Scanning Modality

### Scattered Modality

Scattered Modality evenly scans inside the entire area and fades along the edges to prevent overlapping of DOTs to ensure greater evenness between the scanning area and the skin texture.



### smart·TRACK



SmartTrack is the algorithm specially developed to optimize the scanning path and to minimize local temperature increase.





THE SCIENCE BEHIND

## Set up Complete with Scanning Systems

Glide has a range equipped with new scanning systems, optimized in shape, weight, easier connection and size to maximize handling.

### μ-Scan DOT

Scanning system designed to ensure utmost ergonomics in fractionated or traditional resurfacing treatments (modifiable parameters: Size, stretching and scanning area shape).



### μ-Scar 3

Scanning system designed for remodelling deep scars. Minimizes the risk of post-treatment hyper and hypopigmentation thanks to the smaller spot size that generates greater depth of the action with reduced energy.

### Derma Scan

Scanning system paired with handpieces with 4" and 7" focus designed for fast and tridimensional ablations.



THE PERFECT MATCH

## GLIDE Strength

- Provides **uncompromising versatility** in skin rejuvenation techniques.
- Exclusive advanced technology solutions **(PSD and SmartStack)** to maximize results.
- Extreme flexibility in parameter settings and maximum adaptability to patient requirements.
- Utmost **control and precision** of use
- Broad use of applications thanks to **a complete set-up of microscanner.**
- **Over 30 years experience** in CO<sub>2</sub> laser production.



**Only for DEKA Users:**

A great support in medical practice

**DEKA** *Club*

**Intuitive GUI (15.6" rolling touch screen display)**

**PSD Technology**

**Miniaturized scanning systems**

**SmartTrack**

**Multimedia database**

**Teleassistance**



# Technical Specifications

## Glide - Suggested configuration in Dermatology and Aesthetic Medicine

<b>Laser Type</b>	CO <sub>2</sub> RF - PSD®
<b>Wavelength</b>	10.6 µm
<b>Emission modes</b>	CW - SP - DP - HP - UP
<b>Average power at handpiece output</b>	0.1 to 60 W
<b>Transmission system</b>	Articulated arm with 7 mirrors
<b>Guide beam</b>	Laser diode @ 635 nm - 4 mW - Adjustable intensity from 1% to 100% o Diode OFF during emission (DOWL).
<b>Internal database</b>	More than 100 factory stored protocols, upgradeable with USB. Possibility for the user to store a number unlimited custom protocols
<b>Control panel</b>	Color LCD Touch Screen
<b>Accessories</b>	µ-Scan Dot, µ-Scar3, Dermascan, wide range of handpieces
<b>Dimensions and weight</b>	137 (A) x 42 (L) x 54 (P) cm - 70 kg

\*In this catalogue only the technical features of dermatology applications are listed.

Glide is also available in gynaecological configuration. Please refer to the related brochure for technical features in gynaecology.

**DANGER** - Visible and invisible laser radiation.  
Avoid eye or skin exposure to direct or scattered radiation.  
Class 4 laser product.

This brochure is not intended for the market of USA.



# Glide

**DEKA**  
Innate Ability

Follow us on



[www.dekalaser.com](http://www.dekalaser.com)

Dealer stamp



**DEKA M.E.L.A. s.r.l.**

Via Baldanzese, 17 - 50041 Calenzano (FI) - Italy  
Tel. +39 055 8874942 - Fax +39 055 8832884

### DEKA Innate Ability

A spin-off of the El.En. Group, DEKA is a world-class leader in the design and manufacture of lasers and light sources for applications in the medical field. DEKA markets its devices in more than 80 countries throughout an extensive network of international distributors as well as direct offices in Italy, France, Japan and the USA. Excellence is the hallmark of DEKA's experience and recognition garnered in the sphere of R&D in over thirty years of activity. Quality, innovation and technological excellence place DEKA and its products in a unique and distinguished position in the global arena. DEKA manufactures laser devices in compliance with the specifications of Directive 93/42/EEC and its quality assurance system is in accordance with the ISO 9001 and ISO 13485 standards.