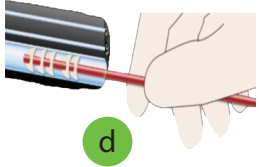


# GI Scope

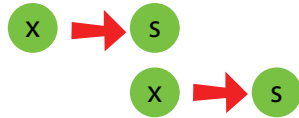
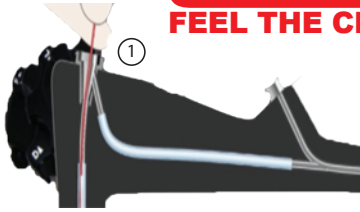
1 Leak test before submerging in detergent bath

2 **2.8-5.0 PULL THRU™ FEEL THE CLEAN™** >5.0 mm id



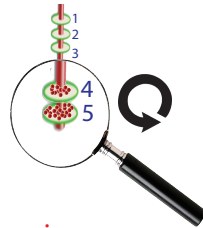
Check 2.8-5.0 PULL THRU™ Cleaning Brush head against distal end, if too tight or too loose check channel id against scope manufacturer's instructions

3 **2.8-5.0 PULL THRU™ FEEL THE CLEAN™**



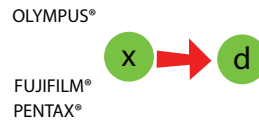
Use 2.8-5.0 PULL THRU™ Cleaning Brush to clean channel x to s

Check for soil on wipers 4 and 5. if there is soil repeat step 3



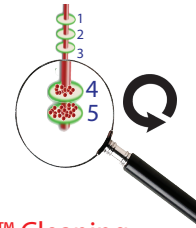
USE 2.8-5.0 PULL THRU™ Cleaning Brush UNTIL THE CHANNEL IS CLEAN

4 **2.8-5.0 PULL THRU™ FEEL THE CLEAN™**



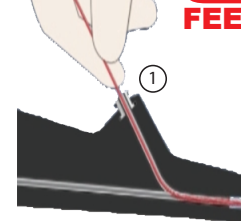
Use 2.8-5.0 PULL THRU™ Cleaning Brush to clean channel x to d

Check for soil on wipers 4 and 5. if there is soil repeat step 4



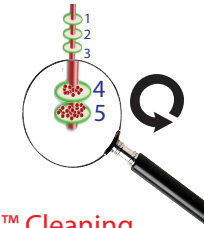
USE 2.8-5.0 PULL THRU™ Cleaning Brush UNTIL THE CHANNEL IS CLEAN

5 **2.8-5.0 PULL THRU™ FEEL THE CLEAN™**



Use 2.8-5.0 PULL THRU™ Cleaning Brush to clean channel y to d

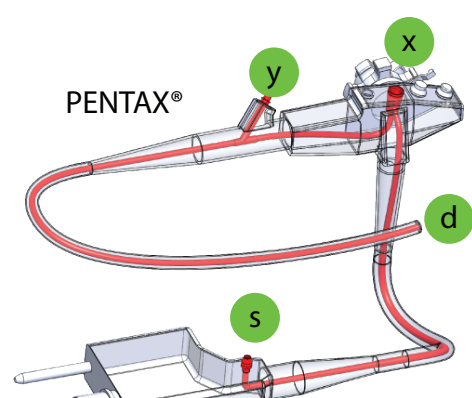
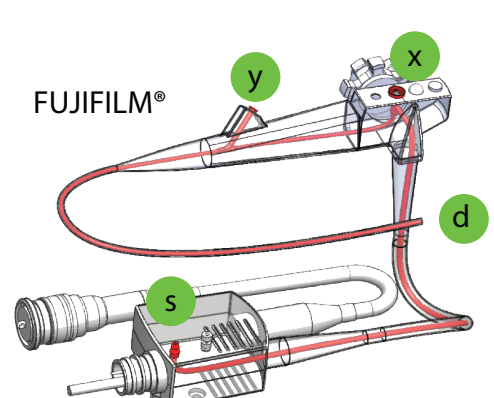
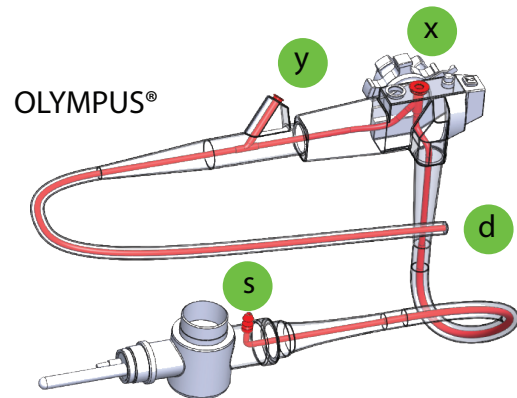
Check for soil on wipers 4 and 5. if there is soil repeat step 5



USE 2.8-5.0 PULL THRU™ Cleaning Brush UNTIL THE CHANNEL IS CLEAN



Safely dispose of 2.8-5.0 PULL THRU™ Cleaning Brush



PULL THRU™ Cleaning Brush and "FEEL THE CLEAN" are Trademarks of F R Galantai Manufacturing Co. Limited  
Trademarks are the property of their respective owners