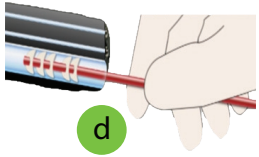


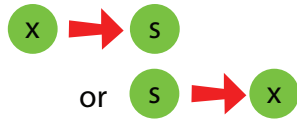
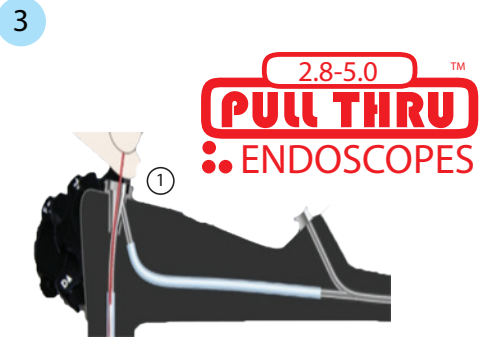

GI Scope

1 Leak test before submerging in detergent bath

2 2.8 > (PULL THRU) > 5.0 mm id

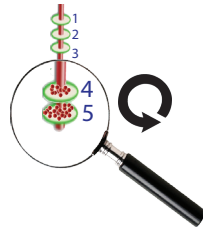


Check PULL THRU™ head against distal end, if too tight or too loose check channel id against scope manufacturer's instructions

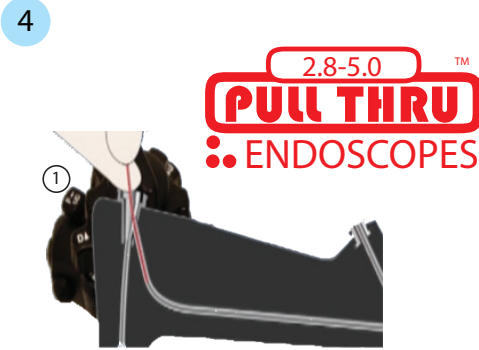


Use PULL THRU™ to clean channel x to s

Check for soil on wipers 4 and 5. if there is soil repeat step 3

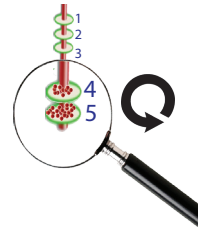


USE PULL THRU™ UNTIL THE CHANNEL IS CLEAN

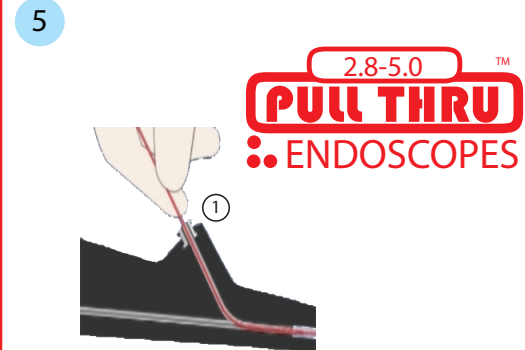


Use PULL THRU™ to clean channel x to d

Check for soil on wipers 4 and 5. if there is soil repeat step 4

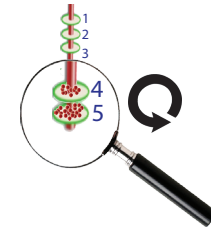


USE PULL THRU™ UNTIL THE CHANNEL IS CLEAN



Use PULL THRU™ to clean channel y to d

Check for soil on wipers 4 and 5. if there is soil repeat step 5



USE PULL THRU™ UNTIL THE CHANNEL IS CLEAN



Safely dispose of PULL THRU™

