


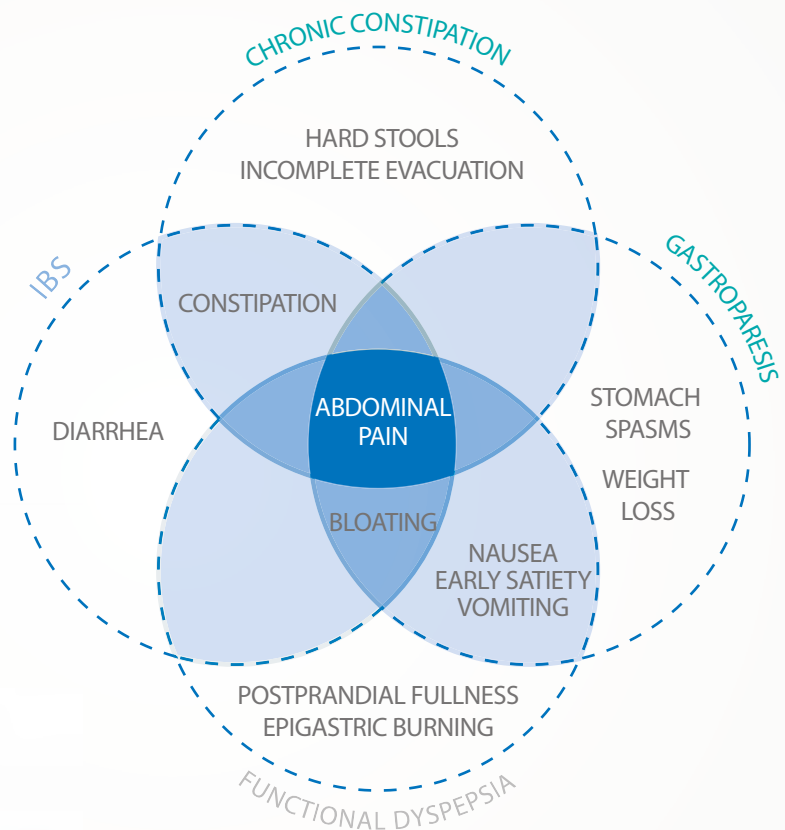


Evaluate transit data from the
entire GI tract with one test.



Evaluate unexplained GI symptoms with one test.

25-40% of the general population suffers from functional gastrointestinal (GI) symptoms, accounting for up to 40% of GI office consultations. Often, patients presenting with functional GI symptoms have evidence of diffuse GI motility disorders.¹ Upper and lower GI symptoms frequently overlap. Signs of gastroparesis and chronic constipation are often confused with symptoms from conditions such as IBS and functional dyspepsia. For this reason, localizing transit abnormalities to a specific GI region is important in the diagnostic evaluation and should be done early in the process to guide appropriate therapy.²



The SmartPill motility procedure can help. SmartPill is an ingestible capsule that measures pressure, pH, transit time and temperature as it passes through the entire GI tract. While the SmartPill test is not indicated for the diagnosis of IBS or functional dyspepsia, it can help rule out other conditions.

SmartPill benefits your patients:

- Improves comfort vs. existing diagnostic tests
- Eliminates radiation exposure
- Minimizes patient down-time
- Can improve patient symptoms by providing direction for therapy^{3,4,5}

SmartPill benefits your practice:

- The only motility test that provides a complete transit profile of the GI tract
- Sensor-based capsule eliminates multiple tests
- Offers increased sensitivity compared to Gastric Emptying Scintigraphy (GES) and Radio Opaque Markers (ROM)⁶
- Localizes abnormalities to specific regions of the GI tract in the presence of overlapping motility symptoms²
- Standardizes the motility testing process with benchmarked results

SmartPill uses MotiliGI® software to display and analyze the data, providing test results in both graphical and report formats. SmartPill provides valuable diagnostic information including:

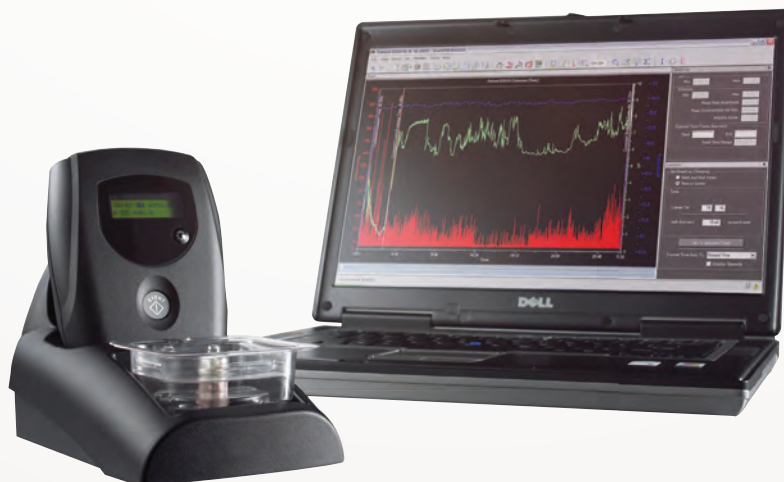
- Gastric emptying time
- Small bowel transit time
- Colonic transit time
- Whole gut transit time
- Pressure patterns from the antrum and duodenum

Results are used for the evaluation of gastroparesis and chronic constipation.

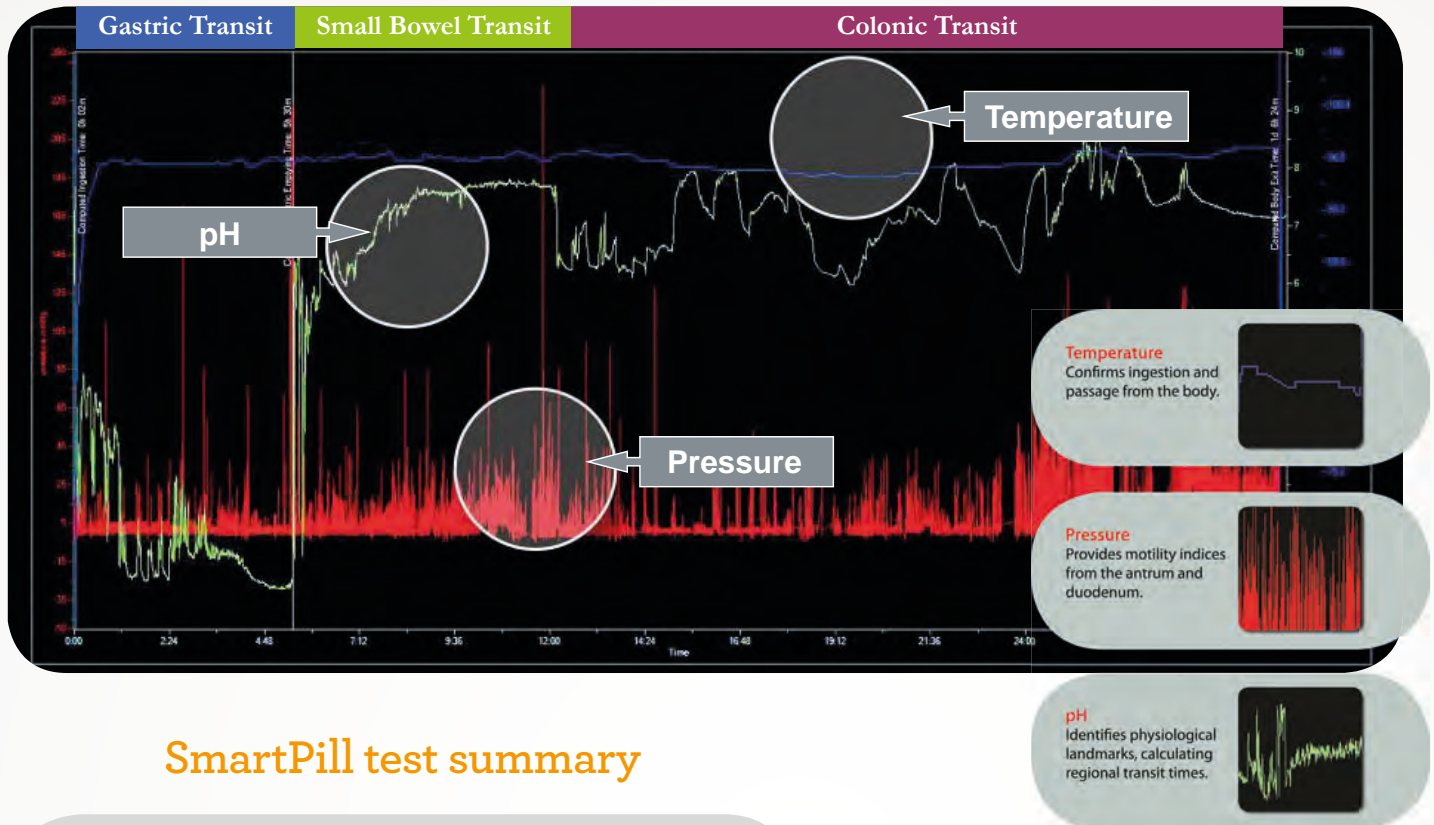
SmartPill motility monitoring system

The SmartPill motility monitoring system offers a unique way to assess motility by collecting and analyzing data from within the entire GI tract.

- SmartBar® meal standardizes the procedure⁷
- SmartPill is an ingestible capsule that measures pressure, pH and temperature
- User downloads patient data from the recorder within minutes
- Test Analysis Wizard in MotiliGI software guides user through the data analysis



SmartPill tracing - whole gut transit & motility



SmartPill test summary

	Physician-Confirmed (hr:min)	Computed (hr:min)
Gastric Emptying Time ≥4 hours suggests delayed gastric emptying	3:13	3:14
Small Bowel Transit Time Normal range 2.5 to 6 hours	5:01	5:02
Colonic Transit Time ≥59 hours indicates delayed colonic transit	70:53	70:54
Small/Large Bowel Transit Time ≥65 hours indicates delayed SLBTT	75:55	75:56
Whole Gut Transit Time Normal <73 hours	79:08	79:11

Example of easy-to-interpret MotiliGI® summary report showing delayed colonic transit time.

Your Given Imaging representative can help you assess how this motility monitoring tool may fit into your practice and could help your patients. Visit us at www.givenimaging.com.

References

1. Bonapace et al. Whole Gut Transit Scintigraphy in the Clinical Evaluation of Patients with Upper and Lower Gastrointestinal Symptoms. Am J Gastroenterol 2000; 95:2838-2847.
2. Lin et al. Measurement of Gastrointestinal Transit. Digestive Diseases and Sciences 2005; 50:989.
3. Camilleri et al. Wireless pH-Motility Capsule for Colonic Transit: Prospective Comparison with Radiopaque Markers in Chronic Constipation. Neurogastroenterol Motil 2010;22:874-882.
4. Sarosiek et al. The Assessment of Regional Gut Transit Times in Healthy Controls and Patients with Gastroparesis Using Wireless Motility Technology. Aliment Pharmacol Ther 2009;31:313-322.
5. Rao et al. Diagnostic Utility of Wireless Motility Capsule in Gastrointestinal Dysmotility. J Clin Gastroenterol 2011;45(8):684-690.
6. Kuo et al. Comparison of Gastric Emptying of a Nondigestible Capsule to a Radio-Labelled Meal in Healthy and Gastroparetic Subjects. Aliment Pharmacol Ther 2008;27:186-196.
7. Rao et al. Evaluation of Gastrointestinal Transit in Clinical Practice: Position Paper of the American and European Neurogastroenterology and Motility Societies. Neurogastroenterol Motil 2011;23:8-23.